



















































## 4 200m Breaststroke Men Final











Official

Total

Rank	Competitor	Age	Club	RT	PTS	Result
1	 Harrison Biddell (V)	20	 South Australia	0.68		<b>2:10.84</b> Entry: 2:12.05 <span>-1.21</span>
	25m: 13.60 50m: 29.41 (15.81) 75m: 45.92 (16.51) 100m: 1:02.51 (16.59) 125m: 1:19.20 (16.69) 150m: 1:36.05 (16.85) 175m: 1:53.23 (17.18) 200m: 2:10.84 (17.61)					
1	 Hara Hughes	19	 Coast Swimming Club	0.65		<b>2:10.94</b> Entry: 2:11.80 <span>-0.86</span>
	25m: 13.07 50m: 29.01 (15.94) 75m: 45.39 (16.38) 100m: 1:01.97 (16.58) 125m: 1:18.77 (16.80) 150m: 1:35.92 (17.15) 175m: 1:53.24 (17.32) 200m: 2:10.94 (17.70)					
2	 Kevin Zhang	18	 Roskill Swimming Club	0.64		<b>2:11.41</b> Entry: 2:15.29 <span>-3.88</span>
	25m: 13.40 50m: 29.65 (16.25) 75m: 45.51 (15.86) 100m: 1:02.42 (16.91) 125m: 1:18.86 (16.44) 150m: 1:36.39 (17.53) 175m: 1:53.52 (17.13) 200m: 2:11.41 (17.89)					
3	 Rylind Wheeler	17	 North Canterbury Swim Club Inc	0.66		<b>2:14.22</b> Entry: 2:16.43 <span>-2.21</span>
	25m: 13.71 50m: 30.60 (16.89) 75m: 47.38 (16.78) 100m: 1:05.02 (17.64) 125m: 1:22.13 (17.11) 150m: 1:39.45 (17.32) 175m: 1:56.66 (17.21) 200m: 2:14.22 (17.56)					
4	 Jacob Story (V)	17	 Mt Eden Swimming	0.73		<b>2:12.04</b> Entry: 2:11.20 <span>+0.84</span>
	25m: 13.38 50m: 29.14 (15.76) 75m: 45.63 (16.49) 100m: 1:02.23 (16.60) 125m: 1:19.20 (16.97) 150m: 1:36.34 (17.14) 175m: 1:53.90 (17.56) 200m: 2:12.04 (18.14)					
6	 Nicholas Cowen	18	 North Shore Swimming Club	0.65		<b>2:14.33</b> Entry: 2:16.59 <span>-2.26</span>
	25m: 14.09 50m: 30.68 (16.59) 75m: 47.66 (16.98) 100m: 1:04.99 (17.33) 125m: 1:22.32 (17.33) 150m: 1:39.84 (17.52) 175m: 1:57.25 (17.41) 200m: 2:14.33 (17.08)					
7	 Joseph Reiher	18	 Porirua City Aquatics	0.24		<b>2:16.75</b> Entry: 2:15.21 <span>+1.54</span>
	25m: 13.92 50m: 30.81 (16.89) 75m: 48.04 (17.23) 100m: 1:05.84 (17.80) 125m: 1:23.32 (17.48) 150m: 1:41.29 (17.97) 175m: 1:59.03 (17.74) 200m: 2:16.75 (17.72)					

8	 Liam Rees	18	 Kiwi ASC	0.71	<b>2:17.83</b> Entry: 2:18.44 <span style="color: green;">-0.61</span>
25m: 14.32 50m: 31.38 (17.06) 75m: 48.76 (17.38) 100m: 1:06.52 (17.76) 125m: 1:24.14 (17.62) 150m: 1:41.95 (17.81) 175m: 1:59.79 (17.84) 200m: 2:17.83 (18.04)					
9	 Nemanja Markovic	17	 North Shore Swimming Club	0.64	<b>2:18.36</b> Entry: 2:16.54 <span style="color: red;">+1.82</span>
25m: 14.17 50m: 30.73 (16.56) 75m: 47.98 (17.25) 100m: 1:05.73 (17.75) 125m: 1:23.57 (17.84) 150m: 1:41.92 (18.35) 175m: 2:00.10 (18.18) 200m: 2:18.36 (18.26)					
10	 Caleb Yin	15	 Mt Eden Swimming	0.71	<b>2:19.05</b> Entry: 2:18.88 <span style="color: red;">+0.17</span>
25m: 14.42 50m: 31.33 (16.91) 75m: 48.59 (17.26) 100m: 1:06.64 (18.05) 125m: 1:24.49 (17.85) 150m: 1:42.76 (18.27) 175m: 2:00.66 (17.90) 200m: 2:19.05 (18.39)					
11	 Oscar Kreuzberger (V)	18	 Swimming New South Wales Aus	0.66	<b>2:10.42</b> Entry: 2:12.49 <span style="color: green;">-2.07</span>
25m: 13.63 50m: 29.86 (16.23) 75m: 46.35 (16.49) 100m: 1:03.02 (16.67) 125m: 1:19.85 (16.83) 150m: 1:36.40 (16.55) 175m: 1:53.50 (17.10) 200m: 2:10.42 (16.92)					
12	 Oscar Dingwall (V)	16	 South Australia	0.65	<b>2:13.55</b> Entry: 2:13.91 <span style="color: green;">-0.36</span>
25m: 13.29 50m: 29.63 (16.34) 75m: 46.48 (16.85) 100m: 1:03.44 (16.96) 125m: 1:20.70 (17.26) 150m: 1:38.15 (17.45) 175m: 1:55.77 (17.62) 200m: 2:13.55 (17.78)					
13	 Jethrow Yoon	16	 Phoenix Aquatics	0.66	<b>2:19.98</b> Entry: 2:21.65 <span style="color: green;">-1.67</span>
25m: 14.16 50m: 31.58 (17.42) 75m: 49.06 (17.48) 100m: 1:06.84 (17.78) 125m: 1:24.57 (17.73) 150m: 1:42.74 (18.17) 175m: 2:01.40 (18.66) 200m: 2:19.98 (18.58)					
14	 Danny Sun	15	 North Shore Swimming Club	0.22	<b>2:20.42</b> Entry: 2:19.97 <span style="color: red;">+0.45</span>
25m: 14.02 50m: 31.35 (17.33) 75m: 49.19 (17.84) 100m: 1:07.41 (18.22) 125m: 1:25.38 (17.97) 150m: 1:43.88 (18.50) 175m: 2:02.23 (18.35) 200m: 2:20.42 (18.19)					
15	 Roman Anderson	16	 Tawa Swimming Club	0.69	<b>2:21.98</b> Entry: 2:19.03 <span style="color: red;">+2.95</span>
25m: 14.20 50m: 31.45 (17.25) 75m: 49.62 (18.17) 100m: 1:07.89 (18.27) 125m: 1:26.26 (18.37) 150m: 1:44.78 (18.52) 175m: 2:03.24 (18.46) 200m: 2:21.98 (18.74)					
16	 Will Herbert	15	 Parnell Swimming	0.72	<b>2:22.78</b> Entry: 2:19.98 <span style="color: red;">+2.80</span>
25m: 14.58 50m: 32.11 (17.53) 75m: 50.17 (18.06) 100m: 1:08.63 (18.46) 125m: 1:26.86 (18.23) 150m: 1:45.39 (18.53) 175m: 2:04.15 (18.76) 200m: 2:22.78 (18.63)					

17	 John Park	17	 St Paul's Swimming Club	0.69	<b>2:25.26</b> Entry: 2:22.51 <b>+2.75</b>
25m: 14.66 50m: 32.51 (17.85) 75m: 50.53 (18.02) 100m: 1:09.02 (18.49) 125m: 1:27.52 (18.50) 150m: 1:46.56 (19.04) 175m: 2:05.74 (19.18) 200m: 2:25.26 (19.52)					
18	 Dmitry Kuzmenkov	16	 North Shore Swimming Club	0.68	<b>2:30.20</b> Entry: 2:21.98 <b>+8.22</b>
25m: 14.32 50m: 31.74 (17.42) 75m: 49.90 (18.16) 100m: 1:09.27 (19.37) 125m: 1:28.63 (19.36) 150m: 1:49.26 (20.63) 175m: 2:09.70 (20.44) 200m: 2:30.20 (20.50)					
19	 Luke Higgs (V)	17	 Swimming New South Wales Aus	0.74	<b>2:16.56</b> Entry: 2:17.85 <b>-1.29</b>
25m: 14.84 50m: 32.24 (17.40) 75m: 49.81 (17.57) 100m: 1:07.34 (17.53) 125m: 1:24.65 (17.31) 150m: 1:41.88 (17.23) 175m: 1:59.28 (17.40) 200m: 2:16.56 (17.28)					
20	 Jett Cotter (V)	17	 Nepean Swim Club NSW	0.61	<b>2:19.82</b> Entry: 2:18.12 <b>+1.70</b>
25m: 14.54 50m: 31.86 (17.32) 75m: 49.71 (17.85) 100m: 1:07.30 (17.59) 125m: 1:25.33 (18.03) 150m: 1:43.47 (18.14) 175m: 2:01.63 (18.16) 200m: 2:19.82 (18.19)					
21	 Michael Yang	14	 Phoenix Aquatics	0.25	<b>2:22.65</b> Entry: 2:24.21 <b>-1.56</b>
25m: 14.88 50m: 32.57 (17.69) 75m: 50.38 (17.81) 100m: 1:08.82 (18.44) 125m: 1:27.29 (18.47) 150m: 1:45.95 (18.66) 175m: 2:04.60 (18.65) 200m: 2:22.65 (18.05)					
22	 Lachlan Bibby-Fox	18	 North Shore Swimming Club	0.76	<b>2:22.92</b> Entry: 2:23.89 <b>-0.97</b>
25m: 14.68 50m: 32.64 (17.96) 75m: 50.68 (18.04) 100m: 1:08.94 (18.26) 125m: 1:27.18 (18.24) 150m: 1:46.09 (18.91) 175m: 2:04.60 (18.51) 200m: 2:22.92 (18.32)					
23	 Curtis Shanks	18	 Jasi Swim Club	0.78	<b>2:24.62</b> Entry: 2:24.62
25m: 15.02 50m: 32.23 (17.21) 75m: 49.84 (17.61) 100m: 1:08.39 (18.55) 125m: 1:27.07 (18.68) 150m: 1:46.49 (19.42) 175m: 2:05.93 (19.44) 200m: 2:24.62 (18.69)					
24	 Jaden Heerikhuisen	15	 St Peter's Swimming Club	0.69	<b>2:25.04</b> Entry: 2:24.86 <b>+0.18</b>
25m: 15.07 50m: 33.16 (18.09) 75m: 51.37 (18.21) 100m: 1:09.80 (18.43) 125m: 1:28.44 (18.64) 150m: 1:47.44 (19.00) 175m: 2:06.02 (18.58) 200m: 2:25.04 (19.02)					
25	 Elwin Bao	17	 North Shore Swimming Club	0.68	<b>2:25.32</b> Entry: 2:25.63 <b>-0.31</b>
25m: 14.70 50m: 32.18 (17.48) 75m: 50.38 (18.20) 100m: 1:09.23 (18.85) 125m: 1:28.05 (18.82) 150m: 1:47.27 (19.22) 175m: 2:06.15 (18.88) 200m: 2:25.32 (19.17)					

26	 Alesana Lafoga	16	 Waverley Swimming Club	0.68	<b>2:27.01</b> Entry: 2:26.89 <b>+0.12</b>
25m: 14.87 50m: 33.27 (18.40) 75m: 51.59 (18.32) 100m: 1:10.54 (18.95) 125m: 1:29.32 (18.78) 150m: 1:48.22 (18.90) 175m: 2:07.38 (19.16) 200m: 2:27.01 (19.63)					
27	 Josiah Joyce	16	 St Paul's Swimming Club	0.64	<b>2:28.11</b> Entry: 2:27.16 <b>+0.95</b>
25m: 15.76 50m: 33.90 (18.14) 75m: 52.05 (18.15) 100m: 1:10.70 (18.65) 125m: 1:29.24 (18.54) 150m: 1:48.61 (19.37) 175m: 2:07.92 (19.31) 200m: 2:28.11 (20.19)					
28	 Finn Aloua	14	 United Swimming Club	0.69	<b>2:29.55</b> Entry: 2:26.90 <b>+2.65</b>
25m: 15.37 50m: 33.51 (18.14) 75m: 52.00 (18.49) 100m: 1:11.28 (19.28) 125m: 1:30.72 (19.44) 150m: 1:50.43 (19.71) 175m: 2:09.99 (19.56) 200m: 2:29.55 (19.56)					
-	 Frederick Mills	15	 Tawa Swimming Club	0.71	DSQ
-	 Connor Jenkins	15	 Ashburton Swim Team	0.69	DSQ